









Class – Foundation Stage 1 Yearly Plan 2021 - 2022

Key Learning challenges	Autumn Term	Spring Term	Summer Term			
Key Dates	02.09.21 – 15.10.21 (7 weeks) <ul style="list-style-type: none"> • MacMillan Coffee morning 24.9.21 • National Poetry Day Performance 7.10.21 	01.11.21 – 17.12.21 (7 weeks) <ul style="list-style-type: none"> • October -Black History Month • Diwali 4.11.21 • Remembrance Day 11.11.21 • Children in Need 12.11.21 • Anti-Bullying week 15th-19th November • World Nursery Rhyme week 15th-19th Nov 	04.01.22 – 11.02.22 (6 weeks) <ul style="list-style-type: none"> • <i>Bank Holiday</i> 3.1.22 • <i>Big Garden Bird Watch – 28th- 30th Jan 2022</i> • <i>Chinese New Year 1.02.22 Year of the Tiger.</i> • <i>Safer Internet Day 8.02.22</i> 	21.02.22 - 1.04.22 (6 weeks) <ul style="list-style-type: none"> • <i>Shrove Tuesday</i> 1.03.22 • <i>3.3.22 National Book Day</i> • <i>Holi</i> 18.03.22 • <i>Mother's Day</i> 27.03.22 	19.04.22 – 27.05.22 (6 weeks) <ul style="list-style-type: none"> • <i>Bank Holidays</i> 18.4.22 – <i>Easter Monday</i> 02.05.22 30.05.22 • <i>St. George's day</i> 23.04.22 • <i>Queen's Platinum Jubilee</i> 3.06.22 	06.06.22 – 29.07.22 (8 weeks) <ul style="list-style-type: none"> • <i>June-Gypsy Roma month</i> • <i>Science and Technology week</i> • <i>Father's Day</i> 19.06.22
Topic	How am I me? PSHCE focus Role play – Hospital + Baby clinic	Do we all Celebrate the same way? Role play- Celebrations room Bakery Santa's Grotto	Can all super heroes fly? Role play – Super heroes	What is your favourite Traditional tale? Role play - Princess Castle, 3 Bears	What is growing in the garden? Role Play- Garden Centre	Are we nearly there yet? Role play- Seaside, ice cream parlour
Wow Moments	Wow! Nurse to visit! Community Police office visit! Outdoor week!	Wow! Visit from Santa!	Wow! Super hero day!	Wow! Prince and Princesses ball	Wow! Bug hunting + making dens! Watch the Caterpillar life cycle!	WOW!- Trip to Gulliver's Kingdom!

<p>Parental engagement</p> <p>Due to Covid 19 restrictions Parental engagement will be restricted to homework activities with resources provided and video engagement on Dojo's.</p>	<p>Proud parent slips</p> <p>Parent with New baby video! Parent's talk about their jobs on video. Parent information video's on Dojo's + school website;</p> <ul style="list-style-type: none"> • Writing development • Library service <p>Parent + child craft Homework tasks-</p> <ul style="list-style-type: none"> • Family tree • Make a textured person • Make a skeleton 	<p>Proud parent slips</p> <p>Parent craft Homework tasks -</p> <ul style="list-style-type: none"> • Activity for Anti-bullying week • Make Christmas decorations 	<p>Proud parent slips</p> <p>Parent craft Homework task</p> <ul style="list-style-type: none"> • Make a Chinese Dragon • Paint blowing – Holi • Support child with Bird count for the 'Big garden bird watch' 	<p>Proud parent slips</p> <p>Parent conferences</p> <p>World Book day Parents to share a picture of themselves reading a bedtime story.</p> <p>Parent craft Homework task -</p> <ul style="list-style-type: none"> • Making sock puppets • Finger puppets • Crowns • Easter baskets 	<p>Proud parent slips</p> <p>Parent craft Homework task -</p> <ul style="list-style-type: none"> • Decorate cups for cress heads • Cut and stick flowers- cutting practice • Making split pin mini beasts • Activities for St. Georges Day 	<p>Proud parent slips</p> <p>Transition Parent involvement via video's on Dojo's</p> <p>Families send post cards from holidays</p> <p>Parent craft Homework task -</p> <ul style="list-style-type: none"> • Making boats • Make a Passport • Make a kite • Making flags for Foundation Stage Olympics • Make a box model sea creature
<p>Core text</p>	<p>Topsy and Tim start school. Topsy and Tim go to Hospital Maisy goes to hospital Funny bones Winnie the witch Winnie's amazing pumpkin</p>	<p>What do you Celebrate? Rama and Sita Dogger The Nativity story The Nativity play</p>	<p>Super heroes How to save a super hero Super Daisy Elmer and Super EL</p>	<p>Traditional stories Cinderella Goldilocks and the three bears The three Billy Goats gruff The three pigs</p>	<p>Information texts Growing Traditional stories The enormous turnip Jack + the Beanstalk</p>	<p>Topsy and Tim go on holiday Maisy goes on holiday Winnie at the seaside Winnie under the sea Paddington a day at the seaside Video – Holidays with Magic Grandad Barnaby Bear goes to; Paris, Australia</p>

<p>Communication and language</p> 	<p>Communication and language will be developed throughout the year in a language rich environment with the use of; stories, information books and two-way conversations, to extend language, vocabulary and ideas. Activities planned around carefully selected Core texts will help the children to practise the vocabulary from those books. It will also support their creativity and play. The adults will be;</p> <ul style="list-style-type: none"> • modelling language that promotes thinking and challenges children • asking open-ended questions to encourage more thinking and longer responses • work with children in an intellectual way to solve a problem, clarify a concept, evaluate activities, extent a narrative etc. • help children to elaborate on how they are feeling. 					
<p>Phonics</p> 	<p>Aspect 1: General sound discrimination (GSD) environmental sounds</p>	<p>Aspect 2: GSD - instrumental sounds Aspect 3: GSD -body percussion</p>	<p>Aspect 4: Rhythm and rhyme</p>	<p>Aspect 5: Alliteration Aspect 6: Voice sounds</p>	<p>Aspect 7: Oral blending and segmenting</p>	<p>Aspect 7: Oral blending and segmenting</p>
<p>PSE</p> 	<p>New beginnings- Settling in Where am I? and Who is everyone?</p>	<p>Getting on and falling out- Why do I have to share?</p>	<p>Going for goals- If I practice, will I get better?</p>	<p>Good to be me- Look what I can do!</p>	<p>Relationships- Are you my friend?</p>	<p>Changes- Why do we have to change? Transition to next class</p>
<p>Physical Development</p> 	<p>Outdoor fun - Mud glorious Mud Outdoor - Splish, splash splosh! + bubbles. Use large-muscle movement – windy day box, outdoor painting</p>	<p>Parent meeting Developing gross and fine motor muscles to aid pencil control. Increasingly be able to use and remember sequences and patterns of movements which are related to music and rhythm. Bollywood dance</p>	<p>Ball control – In the school Hall Children’s warm up. Chinese dragon dance Name writing books Develop independence as they get dressed – e.g. putting on coat, shoes and socks and doing up zips.</p>	<p>Increasingly be able to use and remember sequences and patterns of movements which are related to music and rhythm. Street Dance Balance and coordination</p>	<p>Gardening Choose the right resources to carry out their own plan e.g. choosing a spade to enlarge a small hole. Sewing</p>	<p>Sports day activities Foundation Stage Olympics</p>

<p>Literacy</p>  	<p>Develop phonological awareness to spot and suggest rhymes.</p> <p>Enjoy Nursery Rhymes and songs</p> <p>Develop phonological awareness to count or clap syllables in a word.</p> <p>Understand print has meaning</p>	<p>Engage in extended conversations about stories, learning new vocabulary.</p> <p>Understand print can have different purposes. Information books - Where can I find Information about different Celebrations?</p> <p>Understand the names the different parts of a book. What can we do with books? Visit from Library team</p>	<p>Engage in extended conversations about stories, learning new vocabulary.</p> <p>Develop phonological awareness to spot and suggest rhymes.</p> <p>Understand we read English text from left to right and from top to bottom.</p> <p>Understand the names the different parts of a book. How do you ask a question? Name writing books</p>	<p>Engage in extended conversations about stories, learning new vocabulary.</p> <p>Develop phonological awareness to recognise words with the same initial sound.</p> <p>Can I retell a Traditional story? –</p> <p>Understand page sequencing</p> <p>Develop own story setting, characters and plot. Make story boards</p>	<p>Use some of their print and letter knowledge in their early writing e.g. Make labels for the garden and shopping lists that start at the top of the page and may start with the correct grapheme for the initial sound.</p> <p>Parent meeting on Dojo re : phonics cvc</p>	<p>Write some letters accurately.</p> <p>Pencil control Drawing people with clothes on</p>
<p>Maths</p> 	<p>Recite numbers past 5. Number songs Quantities – a little or a lot?</p>	<p>Link numerals and amounts. Find the matching door number for the letters. Talk about and explore 2D shapes.</p>	<p>Extend and create ABAB patterns</p> <p>Understand position through word alone Where is teddy hiding?</p>	<p>Talk about and explore 2D and 3D shapes. What shape should I use for my picture? What shapes are the parcels? What could be inside? Size -Why does Daddy bear have the biggest chair? Begin to describe sequence of events. Story language ‘first’, ‘then’, ‘next’, ‘finally’.</p>	<p>Make comparisons between objects relating to size and length. Is my plant the biggest?</p>	<p>Describe a familiar route. Directions with beebots – Holiday map Discuss routes and locations like ‘in front of’ and ‘behind’.</p> <p>Begin to describe sequence of events. Who came first?</p>

<p>Understanding the World</p>  <p>RE</p> 	<p>Use all their senses in hands - on exploration of natural materials.</p> <p>Talk about what they can see using a wide vocabulary. Senses- What can I see, smell, hear, touch and taste? Begin to make sense of their own life-story and family's history. R.E – Special people to me - at home in school. Who is Jesus and why is he special? Imitate family + culture in role play.</p>	<p>Know that there are different countries in the world and talk about the differences they have experienced or seen in photos. Celebrations - Bonfire night, Diwali. Explore how things work - ICT Programmable toys Begin to understand the need to respect and care of the natural environment and all living things. Make a bird feeder R.E-Christmas-</p>	<p>Explore how things work. Which super hero has the fastest car? How can I make my car go faster? Can I make my super hero fly/float?</p> <p>R.E-Celebrations – New year resolutions, Chinese New Year, Holi festival of colour.</p>	<p>Talk about the differences between materials and changes they notice. Can we make a safe house for the three pigs. Explore how things work - ICT Flip camera- Video - film peers recalling traditional tales and their own stories in puppet theatre and story setting area.</p> <p>R.E- Easter –Signs of Spring and the Easter story.</p>	<p>Plant seeds and care for growing plants. Why did my plant die? How does the flower drink the water? Begin to understand the need to respect and care of the natural environment and all living things. Care for caterpillars. Mini beast hunt Build a bug hotel</p> <p>R.E – Stories. parables from different religions to help us think about our lives.</p>	<p>Know that there are different countries in the world and talk about the differences they have experienced or seen in photos. ICT- Using the internet to find information about holidays.</p> <p>R.E- Places of worship around the world.</p>
<p>Expressive Arts and Design</p> 	<p>Listen with increased attention to sounds. Can we make sounds with our own musical instruments? Create closed shapes with continuous lines and begin to use these shapes to represent objects. Painting routine Self portraits.</p>	<p>Take part in simple pretend play, using an object to represent something else though they are not similar. Remember and sing entire songs. Christmas concert Draw with increasing complexity and detail e.g circle face including detail</p>	<p>Make imaginative and complex 'small worlds' with blocks and construction kits, Join different material and explore different textures. Make superhero vehicles. Use drawing to represent ideas like movement or loud noises.</p>	<p>Make imaginative and complex 'small worlds' with blocks. How can I fasten my model together? Using props for Role play Recalling traditional stories Explore colour and colour-mixing- Holi</p>	<p>Show different emotions in their drawings and paintings, like happiness, sadness and fear.</p> <p>Draw with increasing complexity and detail e.g. Observational drawing of flowers.</p>	<p>Draw with increasing complexity and detail e.g. adding clothing Play instruments with increasing control to express their feeling and ideas.</p>

