



Welcome to our phonics and
reading information sharing
session for year one parents
Tuesday 15th March

Phonics and Early Reading

Part 1 - information about how we teach phonics

Part 2 - information about how we teach reading

Part 3 - supporting at home

Phonics

What is Phonics?

- Phonics is a way of teaching children how to read and write.
- It helps children hear, identify and use different sounds that distinguish one word from another in the English language

Did you know?

The English language has –

- 26 letters















abcdefghijklmnopqrstuvwxyz

- 44 sounds



- Over 100 different ways to spell

- those sounds

						
ai	ee	igh	oa	oo	oo	ar
						
or	ur	er	ow	oi	ear	air

New DFE Guidance for Early Reading and Phonics

The journey to independent reading and writing begins with



littlewandlelettersandsounds.org.uk

Why Little Wandle?

Excellent training for all staff to ensure consistency.

Every aspect of phonics and reading included in a detailed, thorough and systematic approach.

Engaging resources without distracting from the learning.

Comprehensive system for identifying and supporting children requiring extra help

Useful support for parents.

How we teach phonics

Daily short sessions

Currently in Y1 we are trying to catch up by having 2 phonics sessions a day

Specific order of teaching



Synthetic phonics

m-u-s-t


Correct pronunciation
is vital -

Videos on LW

<https://www.littlewandlelettersandsounds.org.uk/resources/for-parents/>

Repeated practice

Revisit previously taught sounds at start of each lesson



Practice makes permanent

s



t



n



d



th

ss

ck

ng



ch



sh

ar

oi

or

ai



soap that goat



sheep in a jeep



zoom to the moon



hook a book

R Au1 extra

map

• • •

R Au1 extra

nip

• • •

R Au1 extra

sat

R Sp1 wk1

meet

• — •

R Sp1 wk1

rain

• — •

R Sp1 wk1

sheep

— — •

R Au2

go

R Au1

the

R Au1

is

R Au2

to

Jargon

You may hear your children say....

-**phonics** (also known as 'synthetic phonics') - The teaching of reading by developing awareness of the sounds in words and the corresponding letters used to represent those sounds.

phoneme - Any one of the 44 sounds which make up words in the English language.

-**grapheme** - How a phoneme is written down. There can be more than one way to spell a phoneme. E.g-the phoneme 'ay' is spelt differently in each of the words 'way', 'make', 'fail', 'great', 'sleigh' and 'lady'.

-**blending** - Putting together the sounds in a word in order to read it, e.g.

'f - r - o - g, frog'

-**segmenting** - Breaking a word into sounds in order to spell them, e.g. 'frog, f - r - o - g'

-**Digraph**- 2 letters making one sound

-**Trigraph**- 3 letters making one sound



ee



igh

What is the phonics screening check?

The phonics screening check is a quick and easy check of your child's phonics knowledge. It helps your school confirm whether your child has made the expected progress. In 2022 the check will take place during the week commencing Monday 10th June.

How does the check work?

Your child will sit with a teacher he or she knows and be asked to read 40 words aloud.

Your child may have read some of the words before, while others will be completely new.

The check normally takes just a few minutes to complete and there is no time limit. If your child is struggling, the teacher will stop the check. The check is carefully designed not to be stressful for your child.

After the check we report to parents their child's score.

We have already been carrying out half termly assessments and screening checks so you can ask at parent evening about this.

Reading

We want children to love reading

Reading should be enjoyable

Learning to read should be a positive experience




We want children to read for pleasure and be life long readers



Reading underpins children's access to the curriculum and clearly impacts on their achievement

Once children have a secure knowledge of a number of GPC's (Grapheme Phoneme Correspondences) and are confidently blending, they will be ready for reading books.

Prior to this they may have wordless books which develop great language skills and teach children the layout of books and how to handle books





How we teach reading

Reading practice sessions are :

Timetabled 3 times a week

Taught by trained teacher or
teaching assistant

Taught in small groups

Books are :

matched to children's
secure phonic knowledge
and word reading

read three times

sent home

Reading Practice Books carefully matched so children can read fluently and independently

3 Reads – each one begins with some quick sounds and words practice

1. Decoding

2. Prosody
(intonation, expression)

3. Comprehension



When children take their book home to read they should be **95% fluent**. Please do not worry that a book is too easy – your child needs to develop fluency and confidence in reading. Re-reading a book they have had before helps develop fluency – this is the goal.

Celebrate their success!!!

How do we decide which books children read

Children are assessed, then LW matches which books should be allocated for their secure phonic knowledge.


Children will take a Reading Practice Book home On Fridays.

Share the front cover page before reading - this cover sounds and words contained in the book.

Celebrate, praise, talk about the book with you child.

Please make sure books are in book bags and returned on Thursdays as they may be needed for other groups.

Please look after our books.



Before reading

Practising phonics: Phase 3

- Your child is learning that one sound can be represented by two or more letters.
- Point and say each phoneme (letter sound) together.

ee igh oa oo ar ur ow air er or

- Read the words together.

feeds high goats pool arm

Common exception words:

the (on)to are

Check understanding

- Ask your child:
- What do these words mean?

coax hoots cavort talons curl
sheds gathers Harper

- In this book the word **sheds** is used as a verb 'to shed' meaning to moult or fall off. **Harper** is a name of a character in the book.

Talk about it

- Look at the cover and read the title together. Ask your child:
 - What do you think an animal park keeper does? (looks after animals)
 - Is this a fiction or non-fiction book? (non-fiction)
 - What animals can you see on the front cover? (camels)
- Now read the book. Enjoy looking at the pictures and talking about them.

E Books

We have this facility.

How many parents would prefer
this to a reading book?





Supporting at home. Reading for pleasure books

Children will also bring home a 'reading for pleasure book' from our library each week.

To become lifelong readers, it is essential that they read for pleasure

Children may not be able to read this book independently but these books offer a wealth of opportunities for talking about the pictures and enjoying the story or information text.

Enjoy the book together and foster a love of reading



What else can parents do?

Please look at the Little Wandle videos and guidance for parents

Support children in learning the alphabetic code

Let your child "show off" their reading to you and celebrate and praise all the way!

Share books with your children for pleasure

Check on your class page for documents to support reading and phonics

Help your child with reading

I Spy

Play 'I Spy' games. Can you find words beginning with...? Can you find a picture of a ...? How many ... can you see?

Ask Questions

Ask questions about the story as you read it e.g. What is the story about? Why do you think they made that choice? Was it a good choice? Why did that happen? What do you think will happen next? What was your favourite part of the story? Why?

Make it Fun

Enjoy reading together. Give characters funny voices and engage with the pictures. Make a game out of finding words that rhyme or start with the same sound.

Be Seen

Make sure you are seen reading. Keep books and magazines at easy reach.

Get Out

Go to your public library regularly. Find the books you loved as a kid to read together.

Create

Use reading to inspire drawings or new stories.

Go Online

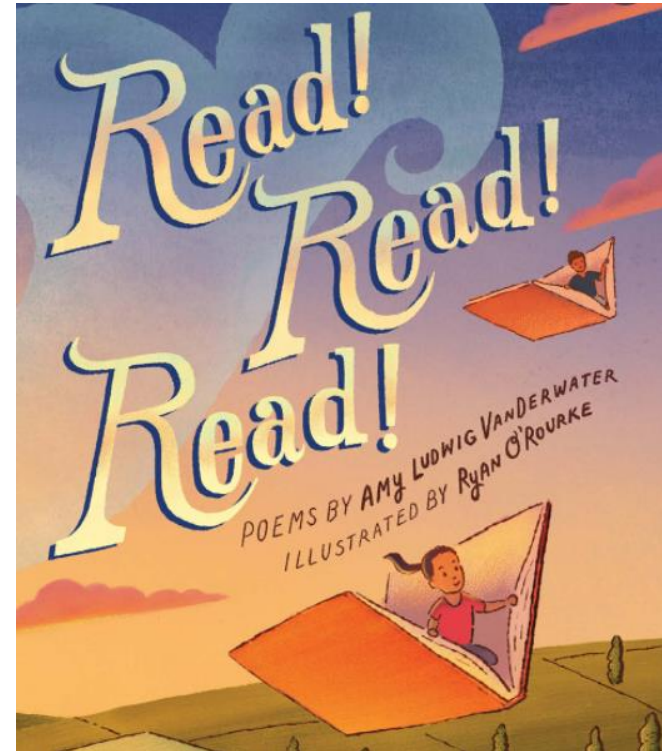
Look online & in app stores for appropriate word & spelling games.

Make Space

Have a special place or a certain time when you read together.

Read everything out loud.

Books, poems, nursery rhymes, newspaper & magazine articles, food labels...
anything that is close to hand!



Websites for Phonics games:

Phonics Play -

<https://www.phonicsplay.co.uk/>

Phonic Bloom -

<https://www.phonicsbloom.com/>

Topmarks -

<https://www.topmarks.co.uk/english-games/5-7-years/letters-and-sounds>

Date for the Diary-

Year 1 will take their PSC in June 2022

Thank you for joining us

Questions ???

